


DÍA 1: TODO SOBRE EL NÚMERO 1

Remarca y pinta:




Representa usando O:

| | | | | |
|--|--|--|--|--|
| | | | | |
| | | | | |

Escríbelo:

uno



Practica el número:



Encierra los números uno:

| | | | | |
|---|---|---|---|----|
| 4 | 2 | 1 | 9 | 8 |
| 1 | 7 | 5 | 1 | 10 |
| 3 | 8 | 1 | 6 | 1 |

Pinta un dedo:

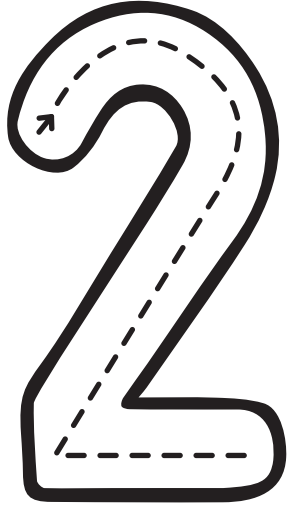


Márcalo en la cinta con una X:

| | | | | | | | | | |
|---|---|---|---|---|---|---|---|---|----|
| 1 | 2 | 3 | 4 | 5 | 6 | 7 | 8 | 9 | 10 |
|---|---|---|---|---|---|---|---|---|----|

DÍA 2: TODO SOBRE EL NÚMERO 2

Remarca y pinta:



Representa usando O:

| | | | | |
|--|--|--|--|--|
| | | | | |
| | | | | |

Escríbelo:

dos



Practica el número:



Encierra los números uno:

| | | | | |
|---|---|---|---|----|
| 6 | 2 | 1 | 9 | 2 |
| 9 | 5 | 2 | 2 | 3 |
| 3 | 2 | 7 | 8 | 10 |

Pinta dos dedos:

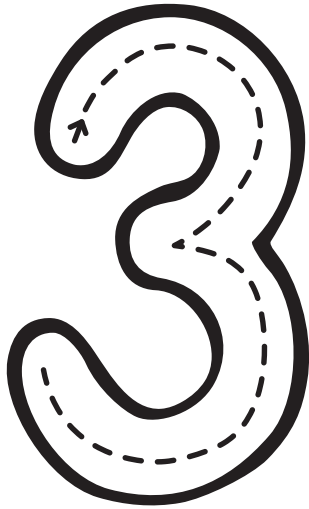


Márcalo en la cinta con una X:

| | | | | | | | | | |
|---|---|---|---|---|---|---|---|---|----|
| 1 | 2 | 3 | 4 | 5 | 6 | 7 | 8 | 9 | 10 |
|---|---|---|---|---|---|---|---|---|----|

DÍA 3: TODO SOBRE EL NÚMERO 3

Remarca y pinta:




Representa usando O:

| | | | | |
|--|--|--|--|--|
| | | | | |
| | | | | |

Escríbelo:

tres



Practica el número:



Encierra los números uno:

| | | | | |
|---|---|---|---|----|
| 9 | 4 | 3 | 2 | 3 |
| 1 | 7 | 5 | 3 | 10 |
| 3 | 8 | 1 | 6 | 3 |

Pinta tres dedos:

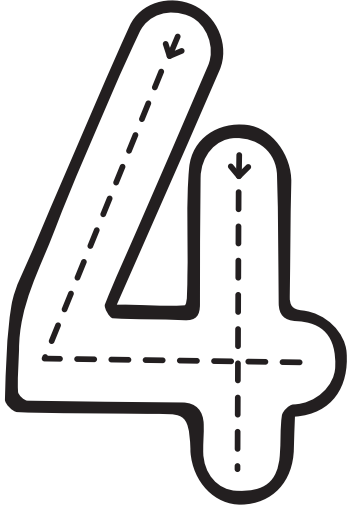


Márcalo en la cinta con una X:

| | | | | | | | | | |
|---|---|---|---|---|---|---|---|---|----|
| 1 | 2 | 3 | 4 | 5 | 6 | 7 | 8 | 9 | 10 |
|---|---|---|---|---|---|---|---|---|----|

DÍA 4: TODO SOBRE EL NÚMERO 4

Remarca y pinta:



Representa usando O:

| | | | | |
|--|--|--|--|--|
| | | | | |
| | | | | |

Escríbelo:

cuatro



Practica el número:



Encierra los números uno:

| | | | | |
|---|---|---|---|----|
| 4 | 3 | 4 | 9 | 4 |
| 1 | 7 | 4 | 6 | 10 |
| 3 | 4 | 5 | 8 | 2 |

Pinta cuatro dedos:



Márcalo en la cinta con una X:

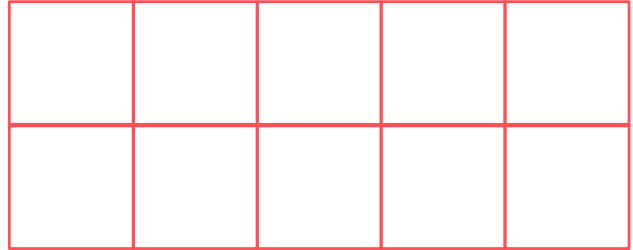
| | | | | | | | | | |
|---|---|---|---|---|---|---|---|---|----|
| 1 | 2 | 3 | 4 | 5 | 6 | 7 | 8 | 9 | 10 |
|---|---|---|---|---|---|---|---|---|----|

DÍA 5: TODO SOBRE EL NÚMERO 5

Remarca y pinta:




Representa usando O:



Escríbelo:





Practica el número:



Encierra los números uno:

| | | | | |
|---|---|---|---|----|
| 4 | 2 | 5 | 9 | 8 |
| 5 | 7 | 5 | 1 | 10 |
| 3 | 9 | 5 | 5 | 6 |

Pinta cinco dedos:



Márcalo en la cinta con una X:

| | | | | | | | | | |
|---|---|---|---|---|---|---|---|---|----|
| 1 | 2 | 3 | 4 | 5 | 6 | 7 | 8 | 9 | 10 |
|---|---|---|---|---|---|---|---|---|----|

DÍA 6: CONTAMOS OBJETOS HASTA 5.

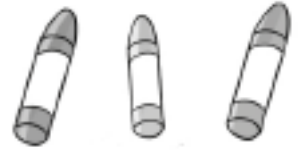
Une:



.

1

.



.

2

.



.

3

.



.

4

.



.

5

.





























Escribe:

| | | | | |
|---|---|---|---|---|
| 1 | 2 | 3 | 4 | 5 |
| | | | | |

DÍA 7: REPRESENTAMOS NÚMEROS HASTA 5.

Pinta:

| | | | | | |
|----------|---|---|---|--|---|
| 1 |  |  |  |  |  |
| 2 |  |  |  |  |  |
| 3 |  |  |  |  |  |
| 4 |  |  |  |  |  |
| 5 |  |  |  |  |  |



| | | | | |
|--|--|--|--|--|
| | | | | |
|--|--|--|--|--|




| | | | | |
|--|--|--|--|--|
| | | | | |
|--|--|--|--|--|



| | | | | |
|--|--|--|--|--|
| | | | | |
|--|--|--|--|--|




| | | | | |
|--|--|--|--|--|
| | | | | |
|--|--|--|--|--|




| | | | | |
|--|--|--|--|--|
| | | | | |
|--|--|--|--|--|

DÍA 8: REPRESENTAMOS NÚMEROS HASTA 5.

Los niños pidieron cierta cantidad de bolas de helado. Observa el ejemplo y arma cada helado dibujando las bolitas correspondientes.




DÍA 9: CUENTA LOS OBJETOS Y UNE CON LA RESPUESTA.



| | | | | |
|---|---|---|---|---|
| 1 | 2 | 3 | 4 | 5 |
|---|---|---|---|---|

DÍA 10: SEGUIMOS INSTRUCCIONES CON NÚMEROS HASTA 5.

Josefa pidió una torta, decórala según sus indicaciones.



Indicaciones leídas por un adulto:

5 estrellas rojas ☆


3 lunas azules ☾

2 círculos café de chocolate ○

1 vela grande y amarilla 🕯

DÍA 11: TODO SOBRE EL NÚMERO 6

Remarca y pinta:



Representa usando O:

| | | | | |
|--|--|--|--|--|
| | | | | |
| | | | | |

Escríbelo:

seis



Practica el número:



Encierra los números uno:

| | | | | |
|---|---|---|---|----|
| 5 | 6 | 4 | 9 | 7 |
| 6 | 7 | 6 | 6 | 3 |
| 6 | 1 | 6 | 8 | 10 |

Pinta seis dedos:




Márcalo en la cinta con una X:

| | | | | | | | | | |
|---|---|---|---|---|---|---|---|---|----|
| 1 | 2 | 3 | 4 | 5 | 6 | 7 | 8 | 9 | 10 |
|---|---|---|---|---|---|---|---|---|----|

DÍA 12: TODO SOBRE EL NÚMERO 7

Remarca y pinta:



Representa usando O:

| | | | | |
|--|--|--|--|--|
| | | | | |
| | | | | |

Escríbelo:

siete



Practica el número:



Encierra los números uno:

| | | | | |
|---|---|---|---|----|
| 7 | 3 | 7 | 9 | 8 |
| 1 | 7 | 5 | 4 | 10 |
| 2 | 1 | 7 | 5 | 7 |

Pinta siete dedos:



Márcalo en la cinta con una X:

| | | | | | | | | | |
|---|---|---|---|---|---|---|---|---|----|
| 1 | 2 | 3 | 4 | 5 | 6 | 7 | 8 | 9 | 10 |
|---|---|---|---|---|---|---|---|---|----|